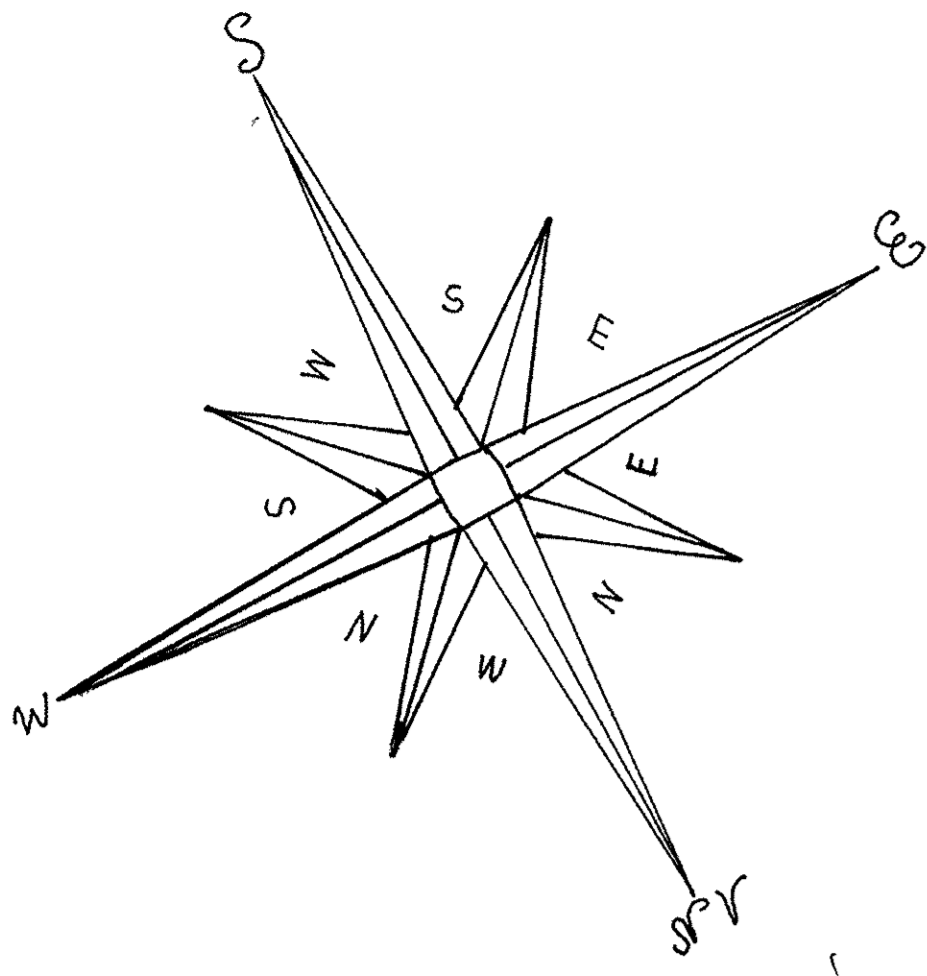


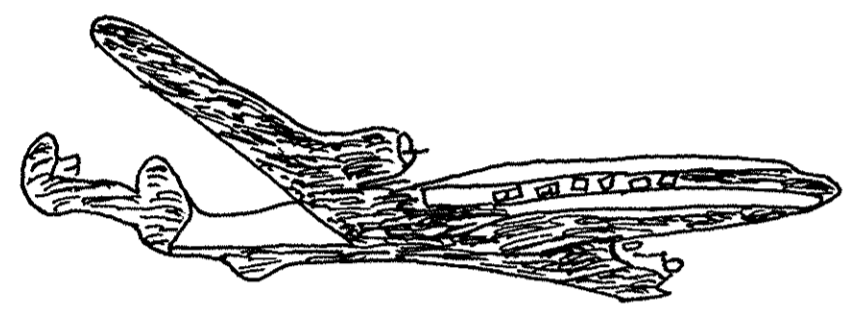
JARDIM DO CÉU

LOCALIZADO EM SÃO JOSÉ DOS CAMPOS EST. S.PAULO

REGULARIZADO PELO PROCESSO 45/87 DA CORREGEDORIA PERMANENTE e DEFERIDO EM 03/09/87



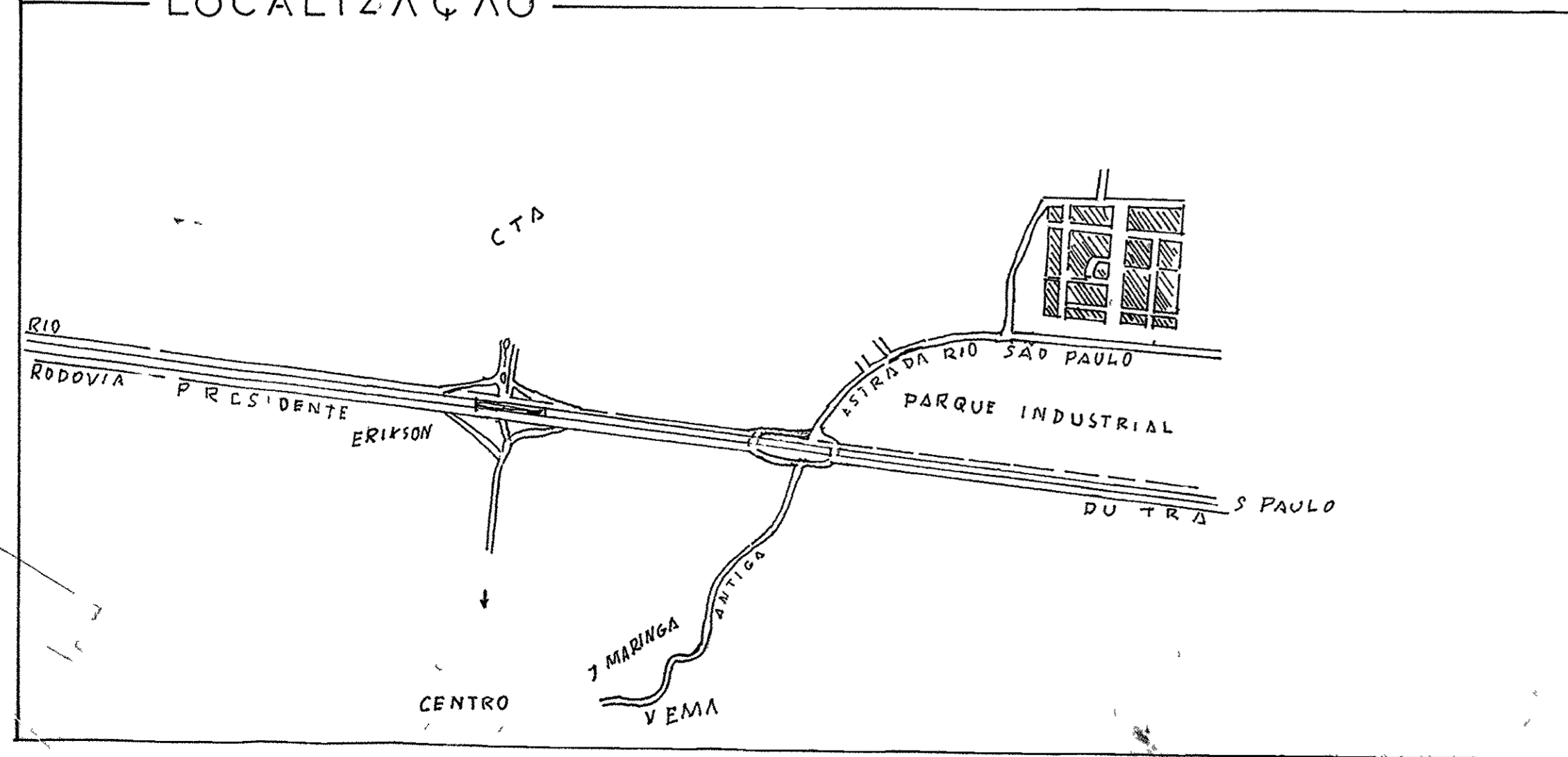
ESCALA 1:500



PROPRIETARIO
JOÃO BATISTA NOGUEIRA

ÁREAS	
LOTES	59.170,97 m ²
RUAS	18.782,14 m ²
PRAÇA	3.046,89 m ²
TOTAL	81.000,00 m²

LOCALIZAÇÃO



ÁREA PERÍMETRO DO LOTEAMENTO
(antiga Avenida da Nova)

1	483,00
2	437,50
3	437,50
4	437,50
5	312,50
6	312,50
7	368,75
8	368,75
9	368,75
10	368,75
11	368,75
12	368,75
13	368,75
14	368,75
15	368,75
16	368,75
17	368,75
18	368,75
19	368,75
20	368,75
21	368,75
22	368,75
23	368,75
24	368,75
25	368,75
26	368,75
27	368,75
28	368,75
29	368,75
30	368,75
31	368,75
32	368,75
33	368,75
34	368,75
35	368,75
36	368,75
37	368,75
38	368,75
39	368,75
40	368,75
41	368,75
42	368,75
43	368,75
44	368,75
45	368,75
46	368,75
47	368,75
48	368,75
49	368,75
50	368,75
51	368,75
52	368,75
53	368,75
54	368,75
55	368,75
56	368,75
57	368,75
58	368,75
59	368,75
60	368,75
61	368,75
62	368,75
63	368,75
64	368,75
65	368,75
66	368,75
67	368,75
68	368,75
69	368,75
70	368,75
71	368,75
72	368,75
73	368,75
74	368,75
75	368,75
76	368,75
77	368,75
78	368,75
79	368,75
80	368,75
81	368,75
82	368,75
83	368,75
84	368,75
85	368,75
86	368,75
87	368,75
88	368,75
89	368,75
90	368,75
91	368,75
92	368,75
93	368,75
94	368,75
95	368,75
96	368,75
97	368,75
98	368,75
99	368,75
100	368,75